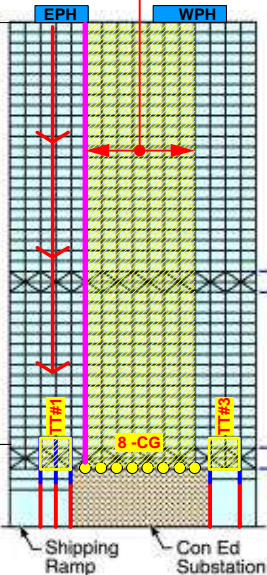


PERIMETER COLUMNS

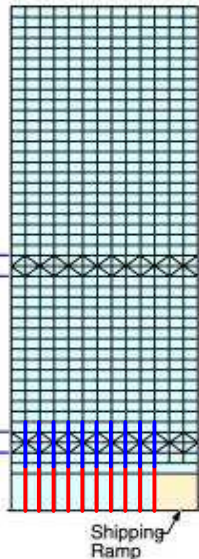
57

26

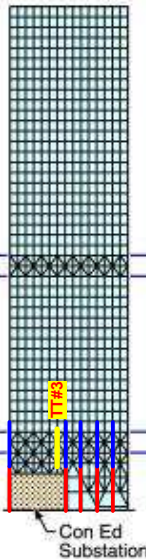
SUPPORTED ON
CANTILEVER
GIRDERS



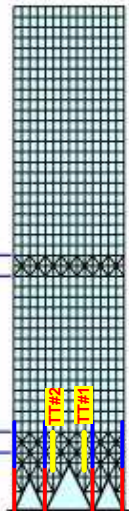
A - North Elevation



B - South Elevation



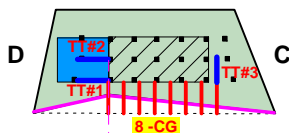
C - West Elevation



D - East Elevation

NOTE: Belt trusses located at floors 5-7 and 22-24.

B



A

INWARD BOW
"KINK"